

APTORUM

**OUR MISSION IS TO FACILITATE LIFE
SCIENCE INNOVATIONS TO SERVE UNMET
MEDICAL NEEDS**

Corporate Presentation

NASDAQ GLOBAL MARKET IPO - Anticipated Q4 2018

Underwritten By:

Boustead Securities 

 China
Renaissance

 尚乘老虎
AMTD TIGER

FWP Issuer Free Writing Prospectus

Filed Pursuant to Rule 433 of the Securities Act of 1933, as amended

Registration Statement No. 333-227198

The issuer has filed a registration statement (including a preliminary prospectus) with the SEC for the offering to which this communication relates (file no. 333-227198). Before you invest, you should read the preliminary prospectus in that registration statement and other documents the issuer has filed with the SEC for more complete information about the issuer and this offering. You may get these documents for free by visiting SEC EDGAR web site at www.sec.gov. Alternatively, the issuer, any underwriter or any dealer participating in the offering will arrange to send you the preliminary prospectus if you request it by calling +1(949)502-4409.

To review a filed copy of our current registration statement, click on the following link:

https://www.sec.gov/Archives/edgar/data/1734005/000121390018013586/ff12018a1_aptorumgroup.htm

DISCLAIMER

Aptorum Group Limited has filed a registration statement (including a preliminary prospectus) with the SEC for the offering to which this communication relates (file no. 333-227198). Before you invest, you should read the preliminary prospectus in that registration statement and other documents the issuer has filed with the SEC for more complete information about the issuer and this offering. You may get these documents for free by visiting SEC EDGAR web site at www.sec.gov. Alternatively, the issuer, any underwriter or any dealer participating in the offering will arrange to send you the preliminary prospectus if you request it by calling +1(949)502-4409.

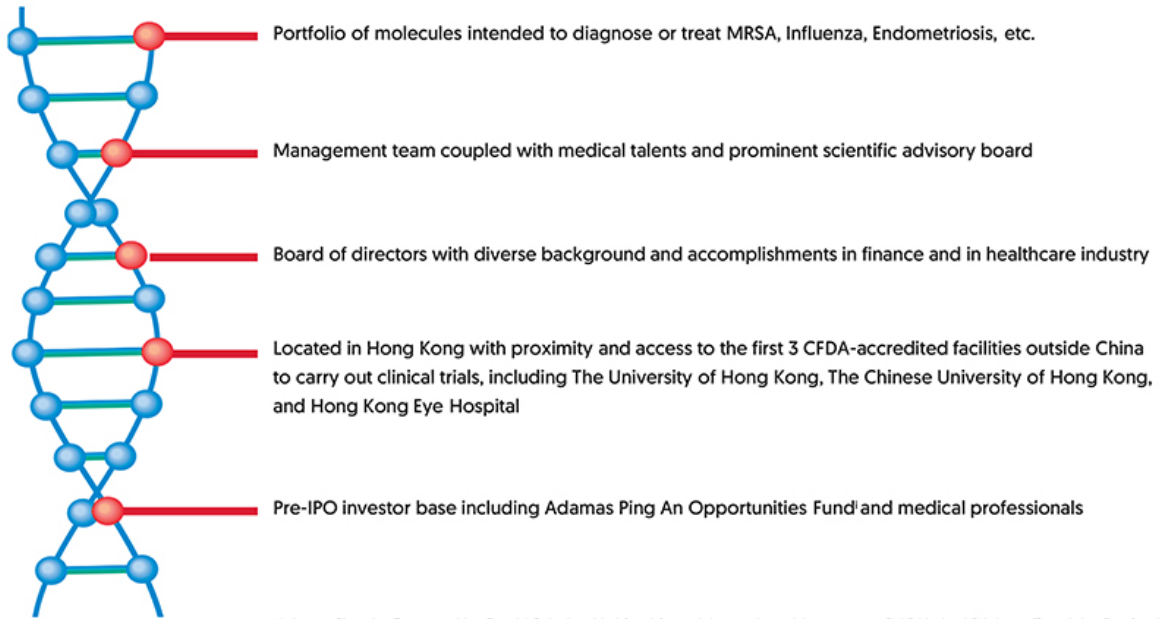
All statements contained herein other than statements of historical fact, including statements regarding our future results of operations and financial position, our business strategy and plans and our objectives for future operations, are forward-looking statements. The words "believe," "estimate," "anticipate," "expect," "plans," "intend," "may," "could," "might," "will," "should," "approximately," "potential," and similar expressions are intended to identify forward-looking statements. We have based these forward-looking statements largely on our current expectations and projections about future events and trends that we believe may effect our financial condition, results of operations, business strategy, short-term and long-term business operations and objectives, and financial needs. These forward-looking statements are subject to a number of risks, uncertainties and assumptions, including those described in the "Risk Factors" section of the preliminary prospectus. Moreover, we operate in a very competitive and rapidly changing environment. New risks emerge from time to time. It is not possible for our management to predict all risks, nor can we assess the impact of all factors on our business or the extent to which any factor, or combination of factors, may cause actual results to differ materially from those contained in any forward-looking statements we may make. In light of these risks, uncertainties and assumptions, the future events and trends discussed in this preliminary prospectus may not occur and actual results could differ materially and adversely from those anticipated or implied in the forward-looking statements.

All references to dollar amounts in the offering summary or to use of proceeds are subject to change pending a final prospectus.

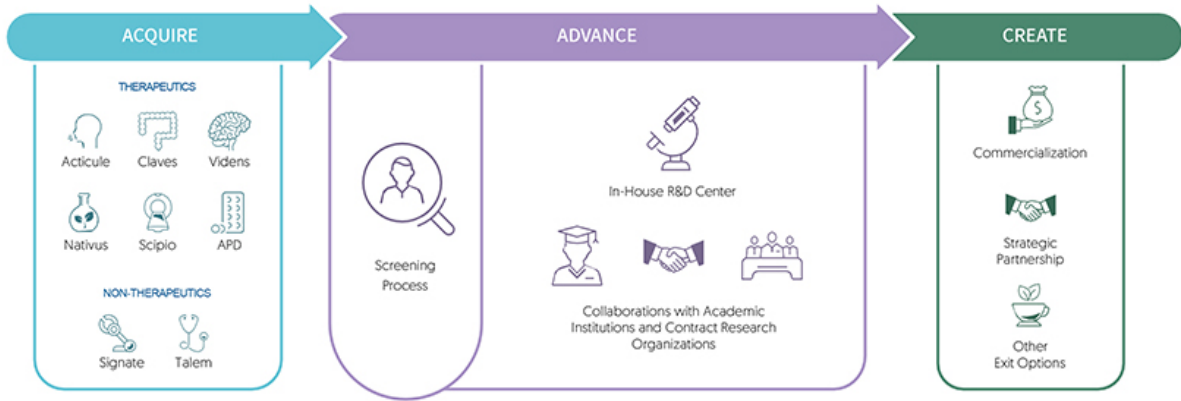
OFFERING SUMMARY

ISSUER	Aptorum Group Limited
SECURITY	Class A Ordinary Shares
TICKER / EXCHANGE	APM on Nasdaq Global Market (Expected)
SHARES OUTSTANDING PRIOR TO COMPLETION OF OFFERING	5,426,381 Class A Ordinary Shares and 22,437,754 Class B Ordinary Shares
SHARES OFFERED	645,161 to 1,935,484 based on minimum and maximum offering size, calculated at US\$15.50 per share, mid-point of the price range
PRICE RANGE	US\$14.50 - US\$16.50
OFFERING SIZE	US\$10,000,000 to US\$30,000,000
LOCK-UP AGREEMENT	Lock-up period of six months for the series A note investors and 90 calendar days for the bond holder. Six-month lock-up period for all directors, officers and certain shareholders
USE OF PROCEEDS	<ul style="list-style-type: none">• To fund the preclinical and clinical development of lead projects (ALS-1, ALS-4 and NLS-1) through Phase 1• To fund the development of non-therapeutic projects• To fund the set up of Aptorum's self-owned laboratory in Fo Tan, Hong Kong• To fund other non-lead projects under development (other than non-therapeutic projects), general research and development activities, working capital, and other general corporate activities
UNDERWRITERS	Boustead Securities, LLC, China Renaissance Securities (HK) Limited and AMTD Global Markets Limited
EXPECTED PRICING DATE	October 2018

INVESTMENT HIGHLIGHTS



¹Adamas Ping An Opportunities Fund L.P. is the third fund from Adamas Asset Management [HK] Limited ["Adamas"] and the first fund from the joint venture between Adamas and Yun Sheng Capital Company Limited, a subsidiary of Ping An Insurance [Group] Company of China Limited and is advised by Ping An Capital Company Limited.



* Decisions on whether to continue development and commercialization of our early-stage projects would heavily depend on the relevant preclinical and clinical data and trial results. The Company expects to follow the business model outlined above.

LEADERSHIP



MR. IAN HUEN

Founder, Chief Executive Officer and Executive Director

- Over 15 years in global asset management
- US healthcare equity research analyst at Janus Henderson Group
- Trustee board member of Dr. Stanley Ho Medical Development Foundation
- CFA, Princeton University (Econ)



MR. DARREN LUI

President, Chief Business Officer and Executive Director

- Over 13 years in global capital market
- Extensive exposure in UK, Singapore, US, etc.
- ICAS, CFA & Associate of Chartered Institute of Securities & Investments (UK)
- First-Class Honors from Imperial College (Biochemistry)



DR. CLARK CHENG

Chief Medical Officer and Executive Director

- Almost 10 years working in Raffles Medical Group as Operations Director and Deputy General Manager
- Received medical training at the University College London in 2005 & obtained membership of the Royal College of Surgeons of Edinburgh in 2009
- MBA, University of Iowa



DR. KEITH CHAN

Chief Scientific Officer

- Over 38 years in pharmaceutical and biotech development
- Specialize in technology transfers and licensing deals and regulatory submissions to the FDA
- Former Director of Division of Bioequivalence responsible for managing and approval of generic drugs in US



MISS SABRINA KHAN

Chief Financial Officer

- Almost 10 years serving US & Asian healthcare companies
- Extensive experience in business development, restructuring, US & Asian IPO, and M&A deals
- Solid accounting experience gained from Big 4
- Advanced China Certified Taxation Consultant
- CPA, the University of Hong Kong [BBA(Acc & Fin)]



DR. THOMAS LEE WAI YIP

Chief Executive Officer & Chief Scientific Officer - Aptorum Therapeutics Limited

- Former Assistant Professor at The Chinese University of Hong Kong (CUHK) specialized in drug delivery and formulation development
- 10 years working at Novartis & Celgene
- B.Pharm.(Hons), CUHK; Ph.D. in Pharmaceutical Sciences (Drug Delivery), the University of Wisconsin-Madison

INDEPENDENT NON-EXECUTIVE DIRECTORS



PROFESSOR DOUGLAS ARNER
Independent Non-Executive Director
Kerry Holdings Professor in Law, HKU



DR. JUSTIN WU
Independent Non-Executive Director
Associate Dean, Faculty of Medicine, CUHK



DR. MIRKO SCHERER
Independent Non-Executive Director
CEO of TVM Capital China



MR. CHARLES BATHURST
Independent Non-Executive Director
Founder of Summerhill Advisors Limited

SCIENTIFIC ADVISORS



DR. NISHANT AGRAWAL
Senior Clinical Advisor
Professor of Surgery, School of Medicine, University of Chicago



DR. HENRY CHAN LIK YUEN
Senior Advisor
Associate Dean, Faculty of Medicine, CUHK



DR. PHILIP W.Y. CHIU
Senior Advisor
Professor, Department of Surgery, Institute of Digestive Disease, CUHK



DR. VINCENT MOK CHUNG TONG
Senior Advisor
Head of Division of Neurology, Dept of Medicine & Therapeutics, CUHK



DR. KENNY YU KWOK HEI
Scientific Assessment Committee Member
NIHR Academic Clinical Lecturer, the University of Manchester



DR. KA-WAI KWOK
Scientific Assessment Committee Member
Asst. Professor, Department of Mechanical Engineering, the University of Hong Kong



DR. JASON Y. K. CHAN
Scientific Assessment Committee Member
Asst. Professor, Department of Otorhinolaryngology, CUHK



DR. OWEN KO HO
Scientific Assessment Committee Member
Asst. Professor, Department of Medicine and Therapeutics, CUHK



DR. WAI-LUNG NG
Scientific Assessment Committee Member
Research fellow, Dana-Farber Cancer Institute/Harvard Medical School



DR. SUNNY WONG HEI
Scientific Assessment Committee Member
Asst. Professor, Department of Medicine and Therapeutics, CUHK



DR. WILLIAM WU KA KEI
Scientific Assessment Committee Member
Asso. Professor, Department of Anaesthesia and Intensive Care, CUHK

DRUG AND DEVICE CANDIDATES									
PROJECTS	CANDIDATE / MODALITY	INDICATION	DEVELOPMENT STAGE						
			Target Identification & Selection	Lead Discovery	Lead Optimization	IND-Enabling	Phase 1	Phase 2	Phase 3
VIDENS' SERIES									
VLS-1	Curcumin-MNP (Medical Imaging Agent for MRI Diagnosis)	Diagnosis of Alzheimer's Disease	█						
VLS-2	MITA (mTor-independent TFEB activator)	Treatment of Alzheimer's & Parkinson's Disease	█	█					
VLS-3	Non-Invasive Retina Imaging Diagnostics	Diagnosis of Alzheimer's Disease	█	█					
VLS-4	Imaging Agent for MRI Diagnosis	Diagnosis of Alzheimer's Disease	█	█					
ACTICULE'S SERIES									
ALS-1	Small Molecule	Treatment of viral infections caused by Influenza virus A	█	█	█				
ALS-2	Small Molecule	Treatment of bacterial infections caused by Staphylococcus aureus including MRSA	█	█	█				
ALS-3	Small Molecule	Reviving existing antibiotics to overcome drug resistance	█	█	█				
ALS-4	Small Molecule	Treatment of bacterial infections caused by Staphylococcus aureus including MRSA	█	█	█	█			

█ Lead Projects
 █ Other Candidates
 █ Device Candidates

PROJECT PORTFOLIO

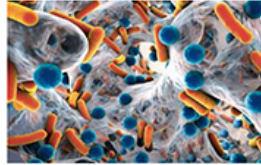
PROJECTS	CANDIDATE / MODALITY	INDICATION	DEVELOPMENT STAGE						
			Target Identification & Selection	Lead Discovery	Lead Optimization	IND-Enabling	Phase 1	Phase 2	Phase 3
NATIVUS' SERIES									
NLS-1	Small molecule	Treatment of Endometriosis	▶						
NLS-2	An extract from Chinese yam	Relief of Menopausal Symptoms	▶						
NLS-3	SAC	Treatment of and protection against retinal ischemia/ reperfusion injury	▶						
SCIPIO'S SERIES									
SPLS-1	83b-1 Novel Quinoline Derivative	Treatment of liver cancer	▶						

PROJECTS	CANDIDATE / MODALITY	INDICATION	DEVELOPMENT STAGE					
			Lab-based Phantom Trial	Animal Trial	IDE Application Approval	Safety/Fesibility Clinical Study	Pivotal Clinical Study	Process of obtaining PMA
SIGNATE'S SERIES								
SLS-1	Robotic catheter platform for Intra-operative MRI-guided cardiac catheterization	Heart rhythm disorders by cardiac electrophysiology intervention	▶ On-going					

▶ Lead Projects ▶ Other Candidates ▶ Device Candidates

OTHER KEY PROJECTS			
ALS-DDC	Drug Discovery Center + Chemical Library	Drug discovery by identification and screening of drug molecules for various indications	Setting Up
AML Clinic	Clinic - Talem Medical	Medical Services	Commenced operations in June 2018

OVERVIEW OF OUR LEAD PROJECTS



ALS-1 INFLUENZA A	ALS-4 STAPHYLOCOCCUS INCLUDING METHICILLIN-RESISTANT S. AUREUS (MRSA)	NLS-1 ENDOMETRIOSIS
<p>Population affected:</p> <p>Annual epidemics estimated to result in ~3-5 million cases of serious influenza infections, causing about 290,000-650,000 deaths each year, around 50-80% of influenza infections are type Aⁱ.</p>	<p>Population affected:</p> <p>53 million people worldwide carry MRSA. For example, in U.S., ~126,000 hospitalizations are due to MRSA yearly, where severe infections occur in ~94,000 people each year and are associated with ~19,000 deathsⁱⁱ.</p>	<p>Population affected:</p> <p>~176 million women globally (=1 in 10 women during their reproductive years). ~30-40% of women with endometriosis are subject to risk of infertility and may develop complications during pregnancyⁱⁱⁱ.</p>
<p>Market Size:</p> <p>Global Market Size in 2016: US\$ 0.60 billionⁱⁱ. Expected Global Market Size by 2025: US\$ 1.2 billionⁱⁱ.</p>	<p>Market Size:</p> <p>Global Market Size in 2016: US\$ 2.97 billionⁱⁱⁱ. Expected Global Market Size by 2025: US\$ 3.91 billionⁱⁱⁱ.</p>	<p>Market Size:</p> <p>Market Size in 2015: US\$ 1.72 billion (across the 7 major countries)ⁱⁱⁱ. Expected Market Size by 2025: just over US\$ 2 billion (across the 7 major countries)ⁱⁱⁱ.</p>

i. WHO: Influenza (Seasonal). [http://www.who.int/en/news-room/fact-sheets/detail/influenza-\(seasonal\)](http://www.who.int/en/news-room/fact-sheets/detail/influenza-(seasonal))

ii. WHO Global circulation of influenza viruses. <http://apps.who.int/iris/handle/10665/201903>

iii. Bloomberg: New Drugs Are Coming to Fight Nasty Flu Seasons (9 Feb 2018). <https://www.bloomberg.com/news/articles/2018-02-09/flu-relief-is-coming-as-successors-to-aging-tamiflu-near-market>

i. Roche Annual report 2017. <https://www.roche.com/dam/jcr:78519d71-30af-4e02-b490-7b4648a5ecb8/en/art17a.pdf>

ii. emedicinehealth: MRSA. https://www.emedicinehealth.com/mrsa_infection/article_em.htm#how_common_is_mrsa

iii. Healthcare Dive: Global Methicillin-resistant Staphylococcus Aureus (MRSA) Drugs Market Analysis and Forecast Predictions. <https://www.healthcaredive.com/press-release/20180405-global-methicillin-resistant-staphylococcus-aureus-mrsa-drugs-market-ans/>

i. Endometriosis.org: Facts about endometriosis. <http://endometriosis.org/resources/articles/facts-about-endometriosis/>

ii. Washington University Physicians: "Endometriosis". <https://fertility.wustl.edu/getting-started-in-fertility/infertility-factors/endometriosis/>

iii. Fisher M, Kirkman, "Endometriosis and fertility: women's accounts of healthcare", Human Reproduction, Volume 31, Issue 3, March 1, 2016, Pages 554-562, January 11, 2016. <https://doi.org/10.1093/humrep/dew337>

iii. R&D: Endometriosis Market Expected to Surpass \$2 Billion by 2025 (11 Nov 2016) - By Global Data. List of 7 major countries: the US, France, Germany, Italy, Spain, the UK and Japan. <https://www.sdmag.com/news/2016/11/endometriosis-market-expected-surpass-2-billion-2025>

CHARACTERISTICS

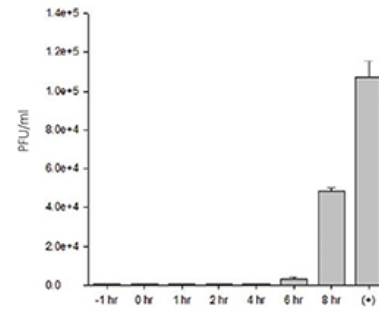
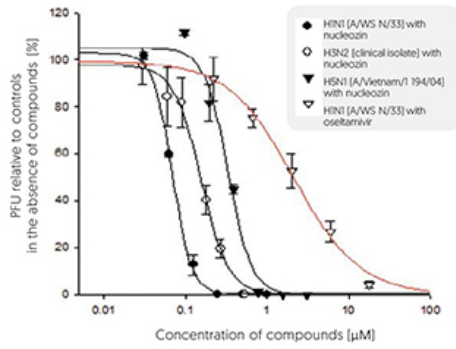
- Small drug molecule
- ALS-1 acts on a unique therapeutic target, nucleoproteins, which distinguishes it from all other currently marketed antiviral drugs which currently experience resistance from Influenza A virus

MECHANISM OF ACTION

- We believe the therapeutic target, nucleoproteins, is essential for proliferation of viruses

ADMINISTRATION

- We intend to develop this molecule for oral administration



This figure shows the concentration dependence of ALS-1 in reducing the plaque-forming unit (pfu, a measure of number of infectious virus particulates, which represents the in vitro efficacy of the drug) of human H1N1, H3N2 and H5N1 influenza viruses. The IC_{50} (the concentration of drug at which 50% of the virus is inhibited) for these viruses is between 0.1-1 μ M. Oseltamivir (curve in red) is included for comparison in terms of in vitro efficacy against H1N1. The curve of ALS-1 is in the left side of the red curve, indicating ALS-1 has a lower IC_{50} .

This figure shows that MDCK cells were infected and ALS-1 (1 μ M) was added before infection [-1 h], at the time of infection [0 h] and at 1, 2, 4, 6 and 8 hour after infection as indicated. + = a control without ALS-1. This figure indicates that ALS-1 inhibited viral growth even when added within 6 hours after inoculation of the MDCK cells with the virus, indicating that the antiviral activities of ALS-1 reside on post-entry and post-nuclear events, suggesting that multiple processes involving NP may be affected.

[Adapted from Nature Biotechnology [28 (6): 600, 2010]]

[Adapted from Nature Biotechnology [28 (6): 600, 2010]]

CURRENT TREATMENT OPTIONS

FOR VIRAL INFECTIONS CAUSED BY INFLUENZA VIRUS A

COMPANY	PRODUCT (GENERIC NAME)	PRODUCT (BRAND NAME)	FORMULATION	FDA APPROVAL (YEAR)	AVAILABILITY OF GENERIC VERSIONS
GlaxoSmithKline (GSK)	Zanamivir	Relenza	Powder	1999	N
Roche	Oseltamivir	Tamiflu	Capsule, for Suspension	1999	Y
Seqirus	Peramivir	Rapivab	Intravenous	2014	N

- ALS-1 acts on a unique therapeutic target, nucleoproteins, which distinguishes it from all other currently marketed antiviral drugs which currently experience resistance from Influenza A virus.
- Inhibition of virus replication in vitro and outperforms oseltamivir (Tamiflu®) with a lower IC₅₀ (half maximal effective concentration).
- Animal studies suggest that ALS-1 has the potential to be developed into a useful anti-influenza therapeutic.

Reference:

FDA: FDA Approved Drug Products: <https://www.accessdata.fda.gov/scripts/cder/daf/index.cfm?event=BasicSearch.process>

MedicineNet.com: <https://www.medicinenet.com>

CHARACTERISTICS

- MRSA has developed resistance to many, if not all, of the existing drugs available for treatment
- Intended to inhibit formation of golden color pigment that enables bacteria to invade cells and also avoid attack by the immune system

MECHANISM OF ACTION

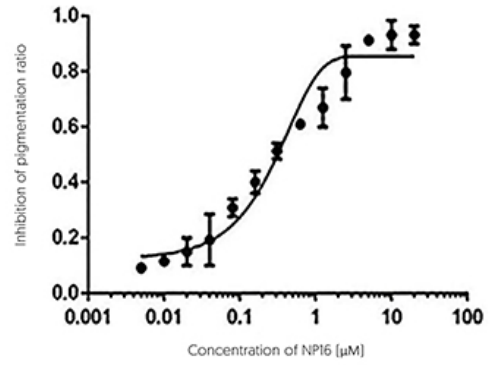
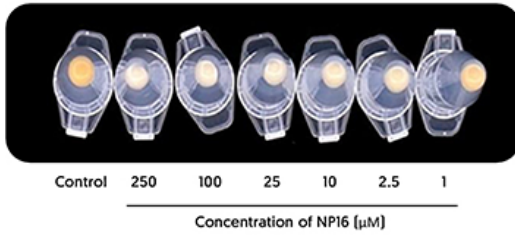
- Intended to inhibit golden color pigment formation, an important factor in promoting the bacteria to invade healthy cells, and to protect them from attack by immune system

ADMINISTRATION

- We intend to develop this molecule for oral or IV administration

LEAD PROJECT - ALS-4

A SMALL MOLECULE FOR THE TREATMENT OF INFECTIONS CAUSED BY STAPHYLOCOCCUS AUREUS INCLUDING MRSA



ALS-4 has been developed to inhibit the formation of the golden pigment in vitro in a dose-dependent manner.

The IC_{50} of ALS-4 for the inhibition of the golden pigment formation is roughly 300nM.

All data represent mean values \pm SD.

NP16 = ALS-4

This assay was conducted in triplicate and repeated twice for confirmation

[Adapted from mBio [8](5): e01224, 2017]]

CURRENT TREATMENT OPTIONS

FOR MRSA

PRODUCT (GENERIC NAME)	
Cefazolin	Dicloxacillin
Cefuroxime	Vancomycin
Cephalexin	Clindamycin
Nafcillin	Rifampin
Oxacillin	Telavancin

- MRSA has developed resistance to many, if not all, of the existing drugs available for treatment.
- ALS-4 employs a non-antibiotic approach designed to act on a unique therapeutic target to inhibit production of staphyloxanthin, which distinguishes it from other current treatments.
- Studies have shown that staphyloxanthin is an important factor in enabling MRSA bacteria to escape from the immune system.
- ALS-4 has been developed to inhibit production of staphyloxanthin without killing the bacteria, which should enable the immune system to clear MRSA.

REFERENCE:

MedicineNet.com: Staph Infection: https://www.medicinenet.com/staph_infection/article.htm#what_is_antibiotic-resistant_s_aureus

LEAD PROJECT - NLS-1

PRO-EGCG, A DERIVATIVE OF EPIGALLOCATECHIN-3-GALLATE FOR THE TREATMENT OF ENDOMETRIOSIS

CHARACTERISTICS

- Drug molecule derived from a small molecule extracted from green tea
- Non-hormonal treatment

MECHANISM OF ACTION

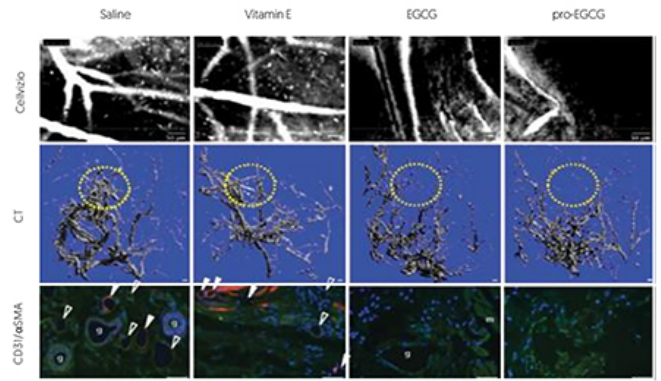
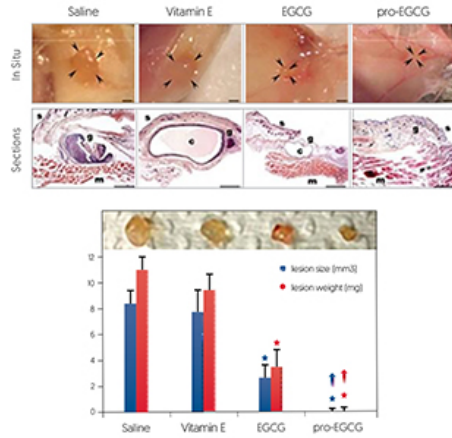
- Act as an antiangiogenic therapy

ADMINISTRATION

- We intend to develop this molecule for oral administration

LEAD PROJECT - NLS-1

PRO-EGCG, A DERIVATIVE OF EPIGALLOCATECHIN-3-GALLATE FOR THE TREATMENT OF ENDOMETRIOSIS



Studies utilizing mouse endometriosis models demonstrated that administration of NLS-1 resulted in greater reductions in the size and weight of lesions than Vitamin E, EGCG or the control without any treatment molecule.

Studies utilizing mouse endometriosis models demonstrated that administration of NLS-1 resulted in greater reductions in angiogenesis than Vitamin D, EGCG or the control without any treatment molecule.

[Adapted from Angiogenesis (16:59, 2013)]

[Adapted from Angiogenesis (16:59, 2013)]

CURRENT HORMONAL TREATMENTS

PRODUCT (GENERIC NAME)	
GnRH agonist	Leuprorelin
	Goserelin
	Nafarelin
	Buserelin
	Triptorelin
Progestins	Dienogest
	Medroxyprogesterone acetate
	Depot medroxyprogesterone acetate
	Norethisterone
Danazol	
Aromatase Inhibitors	
Oral contraceptive pills	
Mirena coils	

- Drug molecule derived from EGCG which is extracted from green tea.
- Intended as non-hormonal treatment for endometriosis.
- Studies in animal models show reductions in development, growth and angiogenesis of endometriosis greater than EGCG.
 - Statistically significant reduction in the development, growth and angiogenesis of endometriosis.
- We believe our treatment may provide an alternative to hormonal treatments which have undesirable side effects.
 - Statistically significant reduction in the lesion size over oral EGCG and other hormone-based therapy in animal models.

REFERENCE:

Endometriosis.org: Treatments: <http://endometriosis.org/treatments>
 Endometriosis.org: GnRH: <http://endometriosis.org/treatments/gnrh/>
 Endometriosis.org: Progestins: <http://endometriosis.org/treatments/progestins/>

OTHER PROJECTS UNDER DEVELOPMENT

ALS-2



- A small molecule targeting bacterial virulence for the treatment of bacterial infections caused by *Staphylococcus aureus* including MRSA, by suppressing the expression of multiple virulence factors simultaneously.
- Currently at the Lead Optimization Stage to optimize its drug-like properties.

ALS-3



- A small molecule that is presently under investigation to combine with certain classes of existing antibiotics to overcome drug resistance.
- Currently at the Lead Optimization Stage to optimize its drug-like properties.

VLS-1



- An MRI contrast agent, which may enable imaging for identifying amyloid beta plaques in Alzheimer's disease.
- Currently at the Lead Discovery Stage.

VLS-3



- Consists of two components, a curcumin oral formulation and an integrated retinal imaging system for diagnosis of Alzheimer's disease.
- Currently at the Lead Discovery Stage.

VLS-4



- Developing a new class of MRI contrast agents for diagnosis of neurodegenerative diseases.
- Currently at the Lead Discovery Stage.

OTHER PROJECTS UNDER DEVELOPMENT

VLS-2



- We believe VLS-2 is a small drug molecule that appears to activate autophagy without inhibiting mTOR function, an endogenous cellular mechanism for clearing multiple pathological protein aggregates including tau, which are responsible for the development of neurodegenerative diseases.
- Currently at the Lead Discovery Stage.

NLS-2



- Extract isolated from Chinese Yam, *Dioscorea opposita* Thunb, in development for the treatment of menopausal syndrome.
- Currently at the Lead Discovery Stage.

NLS-3



- Extract from garlic S-allyl L-Cysteine (SAC) for the treatment of and protection against retinal ischemia/reperfusion injury.
- Currently at the Lead Discovery Stage.


SPLS-1



- A quinoline derivative from *Ephedra pachyclada*, is at present under active investigation for the treatment of liver cancer.
- Currently at the Lead Discovery Stage.

DEVICE UNDER DEVELOPMENT

PROJECTS	CANDIDATE / MODALITY	INDICATION	DEVELOPMENT STAGE				
			Lab-based Phantom Trial	Animal Trial	IDE Application Approval	Safety/Fesibility Clinical Study	Pivotal Clinical Study
SIGNATE'S SERIES							
SLS-1	Robotic catheter platform for Intra-operative MRI-guided cardiac catheterization	Heart rhythm disorders by cardiac electrophysiology intervention	On-going				




- Robotic catheter platform for MRI-guided cardiovascular intervention for the treatment of arrhythmia.
- The platform consists of a magnetic resonance imaging (“MRI-guided”) robotic electrophysiology (“EP”) catheter system, an MR-based positional tracking unit, and a navigation interface.
- Currently in Lab-based Phantom Trial, followed by preclinical trials when all the components are ready.

OTHER NON-THERAPEUTIC PROJECTS

OTHER KEY PROJECTS			
ALS-DDC	Drug Discovery Center + Chemical Library	Drug discovery by identification and screening of drug molecules for various indications	Setting Up
AML Clinic	Clinic - Talem Medical	Medical Services	Commenced operations in June 2018

TALEM MEDICAL



Our Company has set up an outpatient clinic under the name of Talem Medical in Central, Hong Kong.

- Focus on treatment of chronic diseases resulting from modern sedentary lifestyles and aging population.
- Clinic commenced operation in June 2018.

IP AROUND LEAD PROGRAMS

PROJECT COMPANY / PROJECT NAME	LICENSOR(S)	LICENSEE	LICENSED / IP RIGHTS	PATENT EXPIRATION DATES
Acticule / ALS-1	Versitech Limited	Acticule Life Sciences Limited	Exclusive licensee: 1 U.S. patent (US9212177), 1 European Patent (EP2462138B1), 1 PRC patent (CN102596946B), 1 German patent (DE60 2010 019 171.0)	The licensed IP rights include granted patents in the U.S., Switzerland, Germany, Great Britain and PRC. The U.S. patent will expire in 2031; the European Patent in 2030; the PRC patent in 2030 and the German patent in 2030.
Acticule / ALS-4	Versitech Limited	Acticule Life Sciences Limited	Exclusive licensee: 1 pending U.S. application (16/041,836) and 1 pending PCT application (PCT/IB2018/055458), in which we intend to file national stage applications in PRC and before EPO prior to the 30-month entry deadline falling on January 2021.	The licensed IP rights include pending patent applications in the U.S. and under the PCT. Any patent based on the application, if granted, will have a 20-year patent term from 2018.
Nativus / NLS-1	<ol style="list-style-type: none"> 1) PolyU Technology and Consultancy Company Limited 2) McGill University 3) Wayne State University 4) H. Lee Moffitt Cancer Center and Research Institute Inc. 5) The Chinese University of Hong Kong 	Aptorum Therapeutics Limited	Exclusive licensee: 5 U.S. patents (US9713603, US7544816, US8193377, US8710248, US9169230), 1 European Patent (EPI778663), 1 PRC patent (CN101072764B), 1 Indian patent (IN263365) and 1 Japanese patent (JP5265915), as well as 1 pending U.S. application (US20170281591A1), 1 pending PRC application (CN104703596A), and 1 pending Hong Kong application (HK15111955.3)	The licensed IP rights include granted patents in the U.S., Switzerland, Germany, Great Britain, Ireland, Luxemburg, Monaco, PRC, India and Japan, as well as pending patent applications in the U.S., PRC and Hong Kong. The U.S., European and PRC patents covering the compound will expire in 2025; the indication U.S. patent will not expire until 2033.

[US\$] ROUNDED TO THE NEAREST THOUSAND		
Cash and restricted cash, and marketable securities	US\$18,698,000 (as of 12/31/2017)	US\$25,022,000 (as of 6/30/2018)
Intangible assets, net	US\$1,473,000 (as of 12/31/2017)	US\$1,452,000 (as of 6/30/2018)
Operating expenses	US\$5,693,000 (ten months ended 12/31/2017)	US\$4,901,000 (six months ended 6/30/2018)
Convertible debts	US\$480,000 (as of 12/31/2017)	US\$15,688,000 (as of 6/30/2018)

CAPITAL RAISED IN THE PAST 12 MONTHS



	USE OF NET PROCEEDS (Minimum offering amount of US\$10 (in millions))	USE OF NET PROCEEDS (Maximum offering amount of US\$30 (in millions))
Fund preclinical and clinical development:		
Development through Phase 1 of our Lead Projects ¹	approximately US\$7.0	approximately US\$18.0
Development of our non-therapeutics projects	approximately US\$0.5	approximately US\$3.0
Set up a self-owned laboratory in Fo Tan, Hong Kong	approximately US\$1.0	approximately US\$2.5
Fund other non-lead projects under development (other than non-therapeutic projects), general research and development activities, working capital and other general corporate activities	approximately US\$0.5	approximately US\$3.5

- ¹ Estimated cost of US\$5M - US\$8M to develop one of our lead projects from current stage to completion of phase 1.
- Based on cash position as of June 30, 2018, estimated minimum unrestricted cash post IPO of approximately US\$15.7m assuming minimum offering of US\$10m is achieved.



APPENDIX

SELECTED INCOME STATEMENT SUMMARY (US GAAP)

	Ten months ended December 31, 2017	Six months ended June 30, 2018
	US\$	US\$
Healthcare services income	-	26,662
Costs of healthcare services	-	22,749
Research and development expenses	2,560,323	1,342,179
General and administrative fees	1,480,093	2,238,025
Legal and professional fees	1,395,490	1,063,032
Other operating expenses	257,177	235,413
Total operating expense	5,693,083	4,901,398
Other income (loss)	3,131,576	-661,206
Net loss attributable to the Company's shareholders	-2,547,462	-5,488,372
Depreciation and amortisation	58,903	209,267

SELECTED BALANCE SHEET ITEMS (US GAAP)

	December 31, 2017	June 30, 2018
	US\$	US\$
Cash and restricted cash	16,725,807	22,927,198
Total current assets	20,283,399	26,371,722
Property, plant and equipment, net	346,587	4,211,321
Intangible assets, net	1,472,707	1,452,486
Total assets	31,559,982	41,465,225
Convertible debts	480,000	15,687,847
Total current liabilities	1,330,734	16,783,641
Total liabilities	1,330,734	16,949,778
Total shareholders' equity	30,229,248	24,515,447
Working capital*	18,952,665	9,588,081

* Total current assets less total current liabilities



APTORUM GROUP LIMITED

investor.relations@aptorumgroup.com

T +852 2117 6611

F +852 2850 7286

Boustead Securities 

DANIEL McCLORY

*Managing Director & Head of
China and Equity Capital
Markets*

dan@boustead1828.com

+1 (949) 233-7869

 China
Renaissance

JOE LAI

*Managing Director
Head of HK Healthcare IBD (HK)*

joelai@chinarenaissance.com

+(852) 2287-1695

 尚乘老虎
AMTD TIGER

MING LIN CHEUNG

Executive Director

minglin.cheung@amtdgroup.com

+(852) 9668-3557
